

A 1434/1-1,8

Mr. C. S. GOODMAN
304 THE ALBANY
CORLETT DRIVE
ILLOVO
2196 JOHANNESBURG

Stad
Johannesburg



City of
Johannesburg

POSBUS } 11066
P.O. BOX }

BYAFDELING BEHUISING
HOUSING DIVISION
JOHANNESBURG

VERW. Nr.
REF. No.

THE HISTORY OF THE

HOUSING DIVISION

FROM 1954 TO DATE.

C.S. GOODMAN.
CHIEF HOUSING ENGINEER.

JUNE 1967.

INTRODUCTION.

The development, progress and work of the Housing Division is an epic story. This report, therefore, reviews the activities of the Division since its inception in 1954.

Shortly after the turn of the century the Council laid out its first Bantu Township. In the ensuing years, four more townships were established and at the outbreak of war in 1939 the Housing of Bantu in these five townships presented no great problem. The City's Bantu population at that time was relatively small - somewhat over 230,000 - and in general the provision of houses had kept pace with demands.

World War II brought profound changes and left the Council with a legacy of slums and a critical absence of accommodation for the City's Bantu inhabitants. While thousands of Bantu streamed to the City to seek employment in its expanding industries, the lack of time and capital almost stopped the building of houses for these people.

Mass squatter camps appeared and two emergency projects were started. In 1944 the Council built breeze-block shelters in Shantytown. In 1947 this camp was moved to Moroka where sites were provided on which Bantu could erect their own temporary dwellings. While Johannesburg's Bantu population increased by 156,800 from 1939 to 1946 to reach a total of 387,000, only 1,000 houses were built owing to the results of the war and consequent shortage of labour and materials. Between 1947 and 1951 when the population reached some 465,000 another 5,233 houses were built. However, the loss borne by the Council and the Government had nearly reached R600,000 a year and by 1952 the building programme had virtually ground to a standstill. This was so despite the estimated 50,000 families and numerous single males requiring accommodation. Clearly a vital and imaginative solution for these developments and the tragic circumstances of the Bantu was needed.

In 1951 the Native Building Workers' Act was passed. This Act made it possible for the first time to train Bantu for skilled work in building their own houses. Building costs would therefore be reduced.

The following year, the Native Services Levy Act was introduced. This provided that employers of Bantu were required to contribute a weekly sum (then 3/-) for each Bantu not housed by the employer. This fund was ear-marked for the provision of services in Bantu townships.

The third development was the Site and Services Scheme of 1953 in terms of which, before housing loans would be made available, Bantu families had to be settled on a serviced site on which they built their own temporary dwellings.

The creation and activities of the Housing Division can only be appreciated against this background. In October 1952, when the Council agreed to re-appoint a Special Housing Committee, it also decided to create the position of Director of Housing. Mr. A.J. Archibald, formerly Town Engineer of Springs, was appointed in charge of a separate housing branch in the City Engineer's Department and took up his duties on the 1st July 1953.

In October 1953 the Council agreed to employ Bantu Building Workers, learners and others on skilled work in the townships in terms of the Native Building Workers' Act.

In January 1954, the Chairman of the Special Housing Committee asked for the suspension of Standing Orders in order to propose the establishment of an independent Housing Division. Thus the Director of Housing was placed in charge of this Division. Thus the Division came into existence to undertake building which had formerly been done by contract. Despite this step forward, the Housing problem was not to be easily overcome.

The activities mentioned above, enabled the Council to embark on a housing campaign involving the building of some 3,000 houses annually with Government loans, as well as the provision of 10,000 serviced sites, under Site and Services Schemes. Even this was not enough and it would have been impossible for the Council to wipe out the tremendous housing backlog for many years.

As the annual natural increase was estimated at between 2,000 and 3,000 bantu families, it was evident that not much progress was being made in catching up with the backlog of an estimated 50,000 families which required housing, of which an estimated 15,000 were living in slum conditions in Moroka and Shantytown. By that time, there was a backlog of 35,000 houses required for tenants and sub-tenants living in Moroka, Shantytown, Albertynsville and Nancefield brickyards as well as sub-tenants from existing townships. The Council also had to subsidise sub-economic housing year after year, the amount steadily increasing with every new housing scheme until by 1955 it totalled approximately R720,000 annually. By the middle of 1956, although some 6,400 families had voluntarily moved to serviced sites from squatter camps at Albertynsville, Nancefield and Alexandra, as well as Shantytown and Moroka, by no means all of them had been provided with houses.

In 1956 several Mining Houses of the City loaned to the Council R6,000,000 for Bantu slum clearance purposes. This gave a tremendous impetus to the Council's Bantu housing programme. The conditions of the loan were that an immediate start should be made on building houses to eliminate slum conditions in Moroka and Shantytown in addition to any housing normally undertaken by the Council. Building started by the 1st April 1957, and this loan together with annual Housing Loans from the Housing Commission enabled the Council to complete more than 13,000 houses and two hostels to accommodate 10,128 single Bantu males during the following two years.

In June 1957 the first slum dwellers from Moroka and Shantytown were moved to proper houses. More than 5,000 of these families moved during 15 months and a further 1,000 families from backyards and slums in the City were given houses. In addition, approximately 4,000 houses were built for families in shacks on Site and Service Schemes, serviced sites were allocated to a further 2,000 families and another 8,250 sites were serviced.

A year later in July 1958, 1421 families from Shantytown and 2,865 families from Moroka were given houses, leaving 1,658 families in Shantytown and 5,668 families in Moroka. Approximately 2,530 families from Moroka and 920 from Shantytown moved before July 1957 into the Site and Service Schemes, or to other townships.

By the end of May 1959 all but 400 families from the densely populated slums of Moroka and Shantytown had been housed, thus permitting a gradual clearing and demolition of vacant shacks in these areas.

During 1957, Dube Hostel housing 5,000 single males was opened and this was the first hostel built by the Council within the Bantu areas. It was also the first cottage-type hostel built in Johannesburg. From July 1957 single Bantu males moved into the Nancefield Hostel from flat buildings in the City, also in accordance with the "Locations-in-the-Sky" legislation.

Notwithstanding this great progress, almost 17,000 families still required houses at the end of June 1958.

During 1958/9 some 9,000 houses were completed and although provision was made in the 1959/60 estimates for building 8,400 houses, the rate of building slowed down and in 1959/60, 4,346 houses were built. This therefore brought the total number of houses built to over 50,000 of which less than 20,000 houses existed before the big building spurt in March 1954.

The then Director of Housing, Mr. A.J. Archibald retired on pension on the 28th June 1960, when the Council redesignated the post of Director of Housing to the post of Chief Housing Engineer, appointing the previous Deputy Director, Mr. C.S. Goodman to that post, and Mr. D.C. Simpson to Assistant Chief Housing Engineer.

At the end of June 1960, a total of 5,863 families still lived in shacks at Site and Service Schemes. Almost exactly a year later the last houses in Emdeni were completed and ended this emergency measure.

Although the Council may be justifiably proud of its achievements with Bantu housing a lot remained to be done. Seven thousand families were living in slum conditions in Pimville. Although this had been a matter of concern for some time, the successful conclusion in 1961 of the lengthy negotiations with the Government for the deviation of the Mentz line further to the east to include the Pimville area within the south-western Bantu area complex, made the relayout of this township and the re-housing of its families an urgent necessity.

Even in February 1962, a number of persons from Western Native Township could not be housed in Moroka, Chiawelo Extension No. 2 or the sub-economic townships of Orlando East and Jabavu. In addition, 9,000 odd families were still on the waiting list. To house all these families plus the estimated annual natural increase it was estimated that approximately 5,000 to 6,000 houses would have to be built each year during the following seven to ten years and thereafter at a steady rate of 4,000 houses per year.

Towards the end of 1961, approval was received for the building of 3,104 houses and double storey flats in Chiawelo Extension No. 2, to house the large number of Venda and Shangaan families which had

been on the waiting list for a long time. 12,000 houses and 160 double-storey flats were started in Chiawelo Extension No. 2, in conjunction with re-building Moroka and clearing Western Native Township. About 300 houses were completed when it was decided to concentrate on the completion of Moroka to enable Western Native Township to be cleared. The removal of approximately 15,000 residents of this oldest, bar one, of the Council's Bantu townships started voluntarily in the middle of September 1961 and a steady stream had moved since then to Moroka. More than 800 families were settled in February 1962 and Western Native Township to be known as Western Township was finally cleared of all Bantu at the end of 1962 and proclaimed a Coloured Area in terms of the Group Areas Act.

During 1962 building tapered off considerably and less than 2,000 homes were completed. This was due mainly to lack of loans granted by the Bantu Housing Board. Planning the relayout of Pimville was started for approximately 7,000 families living in this township together with over 7,000 still on the waiting list. During 1962/1963 the yearly construction figure was 1809.

Although further progress in reducing the housing backlog was made during 1964, the activities of the Housing Division were curtailed owing to the delay in obtaining approval for new schemes. The average yearly construction figure was well maintained, some 2335 houses being constructed during the year. The project at Chiawelo Extension No. 2 (2301 houses) was completed and a start made on the construction of the 1069 houses at Mapetla Extension No. 1. Pimville (7,500 families), situated west of the Menz line, remained the only major Bantu slum to be cleared.

During 1965 further progress was made in reducing the housing backlog, the activities of the Division were being curtailed owing to the delay in obtaining approval for new schemes. The year's construction figure of some 1995 houses, was below average

During 1966 notwithstanding a considerable backlog amounting to 18,382 houses which includes a major Slum Clearance scheme at Pimville, the lack of continuity of work increased costs to the maximum allowed by the Department of Community Development.

It was then suggested that the Housing Division cease to exist and that the personnel be incorporated in the City Engineer's Department. This was vetoed by the Management Committee on the 12th July 1966, which resolved that the Housing Division be retained as an independent unit and that the redundant personnel be seconded to the City Engineer, until work was again available.

In September 1966, the Mining Houses, as a contribution to the City's 80 birthday celebration, provided a loan of R750,000 for construction of houses in the Bantu Areas, which came at a most propitious time, enabling planning for work in 1967 to be undertaken

In 1967, a start was made on Zone 1 Pimville, embracing 664 houses. As State funds were no longer available, the Government permitted use of the R750,000 Mining Loan.

As a further concession, the Government permitted use of Maintenance Funds totalling R900,000 for building purposes. This will allow the construction of Emdeni (499 houses) and Dube (105 houses) to be undertaken, giving work to the Housing Division to March 1968.

Despite the re-orientation of overheads to reduce costs, the reduction in Government Funds and lack of continuity resulted in the ratio of fixed costs to variable costs being increased, thereby inflating overhead charges by approximately 25% over the past three years.

An increase in Bantu Wages has been approved which will operate from 1st July 1967. This increase amounts to R16,000 annually, which will further aggravate the cost structure. Sufficient work should therefore be made available to counteract these factors.

C.S. GOODMAN.
CHIEF HOUSING ENGINEER.

RATES OF PAY - BANTU AND NON-GRADED WORKERS (45 HOURS) FROM 1962 TO DATE.

ANNEXURE "A".

DESIGNATION	9TH APRIL 1962.		1ST JULY 1963.		1ST JULY 1964.		1ST JULY 1965.		1ST JULY 1967	
	HR. RATE.	WK. RATE.	HR. RATE.	WK. RATE.	HR. RATE.	WK. RATE.	HR. RATE.	WK. RATE.	HR. RATE.	WK. RATE.
<u>BANTU ARTISANS.</u>										
Learner Not Passed.	15.77 c.	R7.10	17 c.	R7.65	18 c.	R8.10	19 c.	R8.55	20 c.	R9
Learner Passed.	19.08 c.	R8.59	21 c.	R9.45	22 c.	R9.90	23 c.	R10.35	24 c.	R10.80
Learner 2nd Year.	22.40 c.	R10.08	24 c.	R10.80	25 c.	R11.25	26 c.	R11.70	28 c.	R12.60
Reg. Artisan.	26.02 c.	R11.71	28 c.	R12.60	29 c.	R13.05	30 c.	R13.50	32 c.	R14.40
More Competent Worker.	29.77 c.	R13.40	31 c.	R13.95	32 c.	R14.40	33 c.	R14.85	35 c.	R15.75
Team Leader.	34.06 c.	R15.33	36 c.	R16.20	37 c.	R16.65	38 c.	R17.10	40 c.	R18.00
Assistant Foreman.	37.55 c.	R16.90	39 c.	R17.55	40 c.	R18.00	41 c.	R18.45	43 c.	R19.35
Foreman.	45.11 c.	R20.30	47 c.	R21.15	48 c.	R21.60	49 c.	R22.05	51 c.	R22.95
<u>DRIVERS.</u>										
1ST YEAR	21 c.	R9.45	25 c.	R11.25	26 c.	R11.70	27 c.	R12.15	30 c.	R13.50
2ND	22 c.	R9.90	26 c.	R11.70	27 c.	R12.15	28 c.	R12.60	31 c.	R13.95
3RD	23 c.	R10.35	27 c.	R12.15	28 c.	R12.60	29 c.	R13.05	32 c.	R14.40
4TH	24 c.	R10.80	28 c.	R12.60	29 c.	R13.05	30 c.	R13.50	33 c.	R14.85
5TH AND OVER	25 c.	R11.25	29 c.	R13.05	30 c.	R13.50	31 c.	R13.95	34 c.	R15.30
<u>Labourers.</u>										
Office Cleaners.	15.25c.	R6.86	16.25c.	R7.31	17.5c.	R7.88	18.5c.	R8.33	19c.	R8.55
Recorders Class 1 (G.2)	18.888c.	R8.50	20.5c.	R9.25	21.5 c.	R9.68	22.5c.	R10.13	25c.	R11.25
Messengers Class II (G.5)	16.00c.	R7.20	17.00c.	R7.65	18.5 c.	R8.33	19.5c.	R8.78	20c.	R9.00
<u>TECH. ASSTS. (NON-GRADED)</u>										
Class I	30c.	R13.50	32c.	R14.40	33c.	R14.85	34 c.	R15.41	37 c.	R16.65
Class II	22c.	R9.90	24c.	R10.80	25c.	R11.25	26 c.	R11.70	29 c.	R13.05
Surveyors Hand (Class II)	16c.	R7.20	17c.	R7.65	18.5c.	R8.33	19.5c.	R8.78	20 c.	R9.00
Telephone Operator (G2)	18c.	R8.10	20.5c.	R9.22	21.5c.	R9.68	22.5c.	R10.13	25 c.	R11.25
<u>NIGHT WATCHMEN</u>										
5 shifts.	R1.50		R1.62							
6 shifts.	R1.25	R7.50	R1.35	R8.10		R8.70		R9.30		R10.80 9.90
7 shifts.	R1.07		R1.16							
Sergeant	17.5c.	R8.05	22.5c.	R9.90	23.5c.	R10.34	24.5c.	R10.79	28c.	R12.32
Corporal	16.681c.	R7.68	20.5c.	R9.02	21.5c.	R9.46	22.5c.	R9.91	25c.	R11.
Policeman	15.840 ^c .	R7.29	17c.	R7.48	19.5c.	R8.58		R9.30		R9.24

ENGINEER PERSONNEL FROM 1954 TO DATE.

Designation.	Name.	From.	To.
<u>PRESENT ESTABLISHMENT.</u>			
Deputy Director of Housing.	C.S. Goodman.	April 1954.	August 1960.
Chief Housing Engineer	"	Sept. 1960.	To Date.
Principal Housing Engineer.	D.C. Simpson.	Oct. 1955.	Aug. 1960.
Assistant Chief Housing Engineer.	"	Sept. 1960.	To Date.
<u>PREVIOUSLY EMPLOYED.</u>			
Director of Housing.	A.J. Archibald.	Jan. 1954.	August 1960.
Principal Housing Engineer.	H.V. Davies.	Aug. 1958.	Oct. 1959.
Housing Engineer.	J.L. Mallory.	15.11.1954.	14.11.1955.
" "	K. Knight.	1. 2.1954.	31.12.1954.
" "	N.M. MacArthur.	1. 2.1957.	31.12.1959.
" "	R.O. Bayley.	1. 2.1957.	1. 7.1958.
" "	W.F. v.d. Kraats.	1.11.1956.	31. 1.1958.
" "	D. Evans-Davis.	15. 8.1958.	1. 4.1961.
" "	J.A. Voysey.	3. 1.1956.	31.12.1959.
Technical Assistant. (Survey).	G.L. Gird.	1. 2.1957.	1. 7.1960.
" "	T.M.V. Sandham.	30. 9.1957.	30. 6.1964.
Engineering Assistant.	"	1. 7.1964.	14. 5.1965.
Technical Assistant.	J. Rodrigues.	11. 2.1957.	31. 5.1957.

ADMINISTRATION PERSONNEL FROM 1954 TO DATE.

Designation.	Name.	From.	To.
<u>ADMINISTRATION (PRESENT)</u>			
Senior Clerk.	A.K.S. Cameron.	1. 7.1962.	To Date.
Records Clerk.	C.T. Moran.	15. 3.1954.	To Date.
Bantu Administration Clerk.	H.L. Claase.	2.11.1956. 22. 8.1966.	31. 8.1959. To Date.
Shorthand Typist.	Mrs. Bresler. (Neé Liebenberg).	2. 1.1962. 30.11.1964.	31.10.1964. 30. 6.1967.
<u>PREVIOUSLY EMPLOYED.</u>			
Chief Clerk.	N.J. Salmon.	2. 4.1959.	30. 6.1962.
Senior Clerk.	G. Perks.	1. 7.1958.	1. 4.1959.
Clerk.	L. Johnson.	2. 1.1954.	6. 2.1955.
"	M.J.J. van Rensburg.	25. 5.1961.	18. 1.1965.
"	Q.W. Schnehage.	27. 1.1965.	31. 8.1966.
"	W.E. Andrews.	1. 7.1957.	17.10.1966.
"	J.J. van Hyssteen.	11.12.1957.	1. 5.1961.
Female Clerk.	Miss. H. Buss.	26. 6.1956.	28. 4.1958.
" "	Mrs. M.E. Buckle.	29. 4.1958.	30.11.1959.
Typist. (Shorthand).	Miss. V. Billett.	4.12.1962.	24. 5.1966.
" "	Miss. G.A. Krogh.	12. 1.1954.	1.10.1961.
Female Clerk.	Miss. G. Lintern.	12. 5.1960.	1. 8.1960.
Typist. (Shorthand).	Miss. J. Martens.	4. 1.1960.	1. 9.1962.
"	Miss. P.E. Nicholls.	6. 1.1958.	31. 1.1958.
" (Shorthand).	Miss. D. Willemse.	11. 2.1957.	4.12.1959.
" "	Miss. V.J. Williams.	7.12.1959.	1. 3.1960.

EUROPEAN SUPERINTENDENTS/SUPERVISORS FROM 1954 TO DATE.

Designation.	Name.	From.	To.
<u>SUPERINTENDENTS/ SUPERVISION.</u>			
Supervisor.	V. Jones.	13. 9.1956.	31. 8.1966.
Superintendent (Construction).	"	1. 9.1956.	To Date.
Supervisor.*	E.F. Botha.	1. 3.1954.	30. 6.1958.
Senior Supervisor.	"	1. 7.1958.	To Date.
Supervisor.	J.W. Stephen.	1. 3.1954.	To Date.
"	H.J. du Toit.	1. 8.1957.	" "
"	D.J. Milella.	20. 4.1959.	" "
"	B.G. du Preez.	28. 4.1958.	" "
"	W.C.J. Duvenage.	28. 6.1965.	" "
"	A.W. Thomson.	14. 6.1965.	" "
<u>PREVIOUSLY EMPLOYED.</u>			
Supervisor.	G.B. Ashworth.	11. 9.1957.	10. 6.1958.
"	R.F.M.G. Annesley.	24. 3.1958.	7. 6.1960.
"	J.M. Bank.	17. 7.1962.	30. 9.1963.
"	H.M. Broodryk.	15. 1.1962.	30. 4.1962.
"	L.L.V. Bam.	17. 5.1965.	31. 7.1965.
"	L.J. Coetzee.	9. 8.1957.	30. 9.1966.
"	D.O. Cox.	28. 1.1959.	11. 3.1960.
"	C.L. Chibnall.	29. 5.1959.	20.11.1959.
"	R.C. Dagge.	21. 1.1957.	2. 2.1961.
"	E.J. Edwards.	21. 8.1957.	30. 6.1958.
"	G. Emslie.	10.10.1957.	31. 8.1960.
"	W.J. Emery.	27. 4.1959. 16. 7.1959.	13. 5.1959. 31. 8.1960.
"	E.A. Francke.	20. 2.1958.	21. 4.1958.
"	W.J. Gray.	8. 5.1957.	28. 4.1958.
"	J. Glaser.	20. 2.1958.	31. 3.1959.

Designation.	Name.	From.	To.
Supervisor.	S.G. Harris.	23.11.1956.	10. 2.1959.
"	B.J.N. Hoffman.	30. 8.1956.	9. 9.1959.
"	D.A. Hanekom.	23. 4.1958.	30. 6.1958.
"	C.G. Jackson.	26. 1.1956.	23. 1.1957.
"	W.A. Johnson.	10. 5.1965.	16. 2.1967.
"	D.G. Milne.	25. 3.1957.	8.11.1957.
"	D. McInerney.	16. 1.1958.	27. 7.1960.
"	W.K. McColl.	26. 5.1958.	9. 3.1959.
"	T.E. McCormick.	1. 5.1957.	14.11.1957.
"	H.A. Meintjes.	3. 2.1959.	31. 4.1965.
"	A.J. Merifield.	14. 8.1959.	12. 7.1963.
"	M. MacLennan.	15. 1.1962.	27. 9.1963.
"	J.B. Nothnagel.	18. 3.1959.	11.12.1959.
"	P.M. Pearce.	18.11.1957.	29. 8.1958.
"	J.G. Potgieter.	12. 2.1958.	16.11.1959.
"	D.M. Ross.	28. 9.1956.	28. 9.1960.
"	J. Ryan.	8. 4.1957.	24. 2.1958.
"	J.W. Smith.	3. 1.1955.	1. 6.1966.
"	T. Smith.	2. 9.1957.	30. 6.1958.
"	B.J. Tuck.	3. 1.1956.	1. 8.1963.
"	S.S. Teasdale.	4. 7.1958.	28. 1.1959.
"	R.S. Thompson.	3. 4.1956.	4. 2.1959.
"	D.F. Thomas.	16. 3.1959.	31. 5.1961.
"	J.C. van Zyl.	24. 3.1959.	1. 3.1967.
"	P.J. Visser.	1. 4.1959.	14. 7.1961.
"	F.G. Viljoen.	15. 1.1962.	11. 8.1962.
"	A.B. Wolmarans.	16. 1.1958.	1. 6.1961.
"	A.D. Whyte.	1. 7.1957.	31. 8.1963.

ANNEXURE "C".

GRATUITIES TO BANTU EMPLOYEES:
COUNCIL'S GRATUITY SCHEME.

On 14th November 1961 (Minutes Page 2302) the Council approved of a new gratuity scheme whereby gratuities are paid to daily paid Bantu employees for actual service of not less than 15 years on retirement after the age of 60 years or of not less than 10 years on retirement for medical reasons or owing to abolition of office.

The gratuities are based on one month's pay for each completed year's service.

Year Ending.	No.	Gratuities Paid. Amount:
1. 7. 62 - 30. 6. 63	4	R1,773-68
1. 7. 63 - 30. 6. 64	4	2,075-75
1. 7. 64 - 30. 6. 65	3	1,152-66
1. 7. 65 - 30. 6. 66	12	7,125-22
1. 7. 66 - 30. 6. 67	22	9,793-06
	TOTAL: 45	R21,920-37

HOUSING DIVISION.

ANNEXURE D.

SAVINGS AND EXCESSES ON COMPLETED PROJECTS SINCE THE INCEPTION OF THE DIVISION TO THE 30TH JUNE, 1967.

No.	Site & Service Scheme	Locality.	Type of Construction.	Date of Acceptance by N.E.A.D.	Proportion of Vote Available.	Total Expenditure to 30/6/67.	Balance	
							Saving	Excess.
1	-	Meadowlands	300 Houses	March 1955	56,143. 15. 11.	56,143. 15. 11.		
2	-	Dube	400 Houses	August 1954	106,500. -- --	103,189. 14. 1.	3,310. 5. 11.	
3	-	Mofolo	2,330 Houses	March 1956	535,792. -- --	508,427. 11. --	27,364. 9. --	
4	-	Noordgesig	150 Houses	May 1956	43,300. -- --	40,148. 11. 10.	3,151. 8. 2.	
5	-	Orlando West Extension	1,000 Houses	March 1956	264,040. -- --	214,499. 10. 10.	49,640. 9. 2.	
6	-	Dube	Hostel	December 1957	250,450. -- --	191,860. 7. --	58,589. 13. --	
7	-	Moroka North	400 Houses	April 1956	73,250. -- --	69,506. 6. 3.	3,743. 13. 9.	
8	-		6 Schools	December 1956	28,800. -- --	30,093. 2. 6.		1,293. 2. 6.
9	-	Zondi	513 Houses	November 1957	92,340. -- --	83,359. 3. 1.	8,980. 16. 11.	
10	-	Chiawelo	498 Houses	June 1958	89,640. -- --	84,654. 15. 3.	4,985. 4. 9.	
11	-	Chiawelo Ext.	541 Houses	August 1958	92,020. -- --	87,952. 11. 1.	4,067. 8. 11.	
12	-	Dhlamini	486 Houses	November 1958	87,480. -- --	75,984. 18. 4.	11,495. 1. 8.	
13	-	Mapetla	1,502 Houses	July 1958	270,360. -- --	238,718. 14. 11.	31,641. 5. 1.	
14	-	Phiri	1,800 Houses	December 1958	321,300. -- --	269,448. 15. 8.	51,851. 4. 4.	
15	-	Jabulani	1,022 Houses	December 1958	171,403. -- --	167,335. 5. 8.	4,067. 14. 4.	
16	-	Dube	Beer Hall	April 1958	45,850. -- --	44,101. 8. 5.	1,748. 11. 7.	
17	-	Nancefield	Hostel	May 1958	222,500. -- --	180,109. 10. 8.	42,390. 9. 4.	
18	-	Orlando West	Hall	January 1959	12,000. -- --	13,717. 7. 10.		1,717. 7.10.
19	-	Coronationville	Hall	February 1958	25,000. -- --	26,502. 6. 3.		1,502. 6. 3.
20	-		10 Schools	December 1958	48,000. -- --	57,902. 11. 7.		9,902. 11. 7.
21	1		46 Latrines	January 1958	575. -- --	586. 4. 4.		11. 4. 4.
22	3		593 Latrines	December 1955	11,045. -- --	10,174. 12. 1.	870. 7. 11.	
23	4		1594 Latrines	October 1958	33,962. 10. --	33,349. 15. 8.	612. 14. 4.	
24	5		1544 Latrines	November 1956	19,300. -- --	15,904. 6. 11.	3,395. 13. 1.	
25	6		4020 Latrines	May 1956	49,887. 10. --	35,202. 5. 10.	14,685. 4. 2.	
26	7		810 Latrines	July 1956	10,125. -- --	6,982. 18. 8.	3,142. 1. 4.	
27	8		3108 Latrines	July 1956	33,210. 2. --	22,471. 13. 9.	10,738. 8. 3.	
28	9		1589 Latrines	January 1957	33,210. 2. --	31,082. 10. 10.	2,127. 11. 2.	
29	10		5203 Latrines	March 1957	65,037. 10. --	48,388. 19. 8.	16,648. 10. 4.	
30	11		2109 Latrines	March 1958	33,914. 2. --	32,517. 8. 5.	1,396. 13. 7.	
31	15		548 Latrines	August 1958	6,850. -- --	4,426. 14. 10.	2,423. 5. 2.	
32			198 Latrines	August 1958	1,485. -- --	1,008. 10. 6.	476. 9. 6.	
33		Central Western Jabavu	760 Houses	September 1956	144,400. -- --	138,564. 15. 7.	5,835. 4. 5.	
34	-	Central Western Jabavu Ext.	466 Houses	September 1956	88,540. -- --	78,557. 10. 8.	9,982. 9. 4.	
35	-	Tladi	Admin. Office	January 1959	9,000. -- --	11,367. -- 4.		2,367. -- 6.
36	-	Dube	344 Houses	July 1958	86,000. -- --	82,629. 13. 11.	3,370. 6. 1.	
37	-	Noordgesig	70 Houses	October 1957	17,500. -- --	15,316. 7. 8.	2,183. 12. 4.	
38	-	Dube	100 Houses: S/Builders	April 1957	25,000. -- --	25,855. 10. 3.		855. 10. 3.
39	-	Noordgesig	139 Houses	July 1958	33,360. -- --	27,107. 11. 8.	6,252. 8. 4.	
40	-	Molapo	1350 Houses	January 1959	242,516. -- --	203,821. 9. 4.	38,694. 10. 8.	
41	-		38 Houses: S/Builders	October 1957	5,700. -- --	5,940. 7. --		240. 7. --
42	-	Senaoane	Admin. Office	January 1959	12,000. -- --	11,429. 8. 8.	570. 11. 4.	
43	-	Nancefield	Shops	January 1958		2,073. 3. 4.		2,073. 3. 4.
44	-		47 Houses: S/Builders	August 1958	13,490. -- --	9,573. 19. --	3,916. 1. --	

HOUSING DIVISION.

SAVINGS AND EXCESSES ON COMPLETED PROJECTS SINCE THE INCEPTION OF THE DIVISION TO THE 30TH JUNE 1967.

No.	Site & Service Scheme	Locality.	Type of Construction.	Vote of Council Authority	Proportion of Vote available.	Total Expenditure to 30/5/67.	Balance	
							Saving.	Excess.
		Brought Forward.			£3,812,276. 11. 11.	£3,397,989. 7. 3.	£434,249. 18. 3.	£19,962. 13. 7.
45	-	Orlando West.	500 Pair of Semis	29. 9.1959	350,161. -. -. .	307,688. 2. 4.	42,472. 17. 8.	
46	-	Orlando West.	130 Pair of Semis	29. 9.1959	79,980. -. -. .	75,728. 0. 10.	4,251. 19. 2.	
47	-	Orlando West Ext.	1,000 Houses	29. 9.1959	268,615. -. -. .	219,320. 9. 5.	49,294. 10. 7.	
48	-	Mofolo	2,330 Houses	29. 9.1959	584,350. -. -. .	514,208. 19. 1.	70,141. 0. 11.	
49	-	Mofolo	Admin. Block	29. 9.1959	1,500. -. -. .	1,815. 1. 9.		315. 1. 9.
50	-		Trading Facilities.	27. 9.1960	7,500. -. -. .	4,616. 10. 4.	2,883. 9. 8.	
51	-		in Native Hostels.					
51	-	Noordgesig	100 Houses	25.10.1960	41,636. -. -. .	39,948. -. -. .	1,688. -. -. .	
52	-	Noordgesig	350 Houses	25.10.1960	141,821. -. -. .	139,049. -. -. .	2,772. -. -. .	
53	Contract No. 2489	Eastern portion of Zola T/Ship.	Sewerage	23. 2.1960	50,846. 10. 8.	68,800. 14. 1.		17,954. 3. 5.
54	-	Dube	344 Houses	28. 6.1960	86,000. -. -. .	83,424. 10. 1.	2,575. 9. 11.	
					£5,424,686. 2. 7.	£4,852,588. 15. 2.	£610,329. 6. 2.	£38,231. 18. 9.

R10,849,372-26

R9,705,177-52

R1,220,658-62

R76,463-88

HOUSING DIVISION.

SAVINGS AND EXCESSES ON COMPLETED PROJECTS SINCE THE INCEPTION OF THE DIVISION TO THE 30TH JUNE 1967.

No.	Site & Service Scheme	Locality.	Type of Construction.	Vote Council Authority.	Proportion of Vote Available.	Total Expenditure to 30/6/67.	Balance	
							Saving.	Excess.
		Brought Forward			R10,849,372-26	R9,705,177-52	R1,220,658-62	R76,463-88
55	-		Schools and Cottages	30. 5.1961	406,624-00	478,886-11		72,262-11
56	-	Noordgesig	150 Houses	22. 8.1961	83,910-00	80,296-00	3,614-00	
57	-	Noordgesig	139 Houses	22. 8.1961	66,720-00	58,097-00	8,623-00	
58	-	Noordgesig	4 Experimental Houses	30. 1.1962	6,000-00	7,816-07		1,816-07
59	-	Mofolo North	Stand 99 Experimental Double-Storey Block of Flats.	30. 1.1962	3,200-00	4,257-53		1,057-53
60	8 & 10	R6 Million Slum	Clearance Scheme	27. 3.1962	584,380-00	628,378-00		43,998-00
61	-	Nancefield	Beer Hall	26. 6.1962	82,000-00	58,340-74	23,659-26	
62	-	Tladi-Senaoane	Administration Offices	26. 6.1962	11,000-00	7,723-91	3,276-09	
63	-	Dube	Chapel	26. 6.1962	6,300-00	5,690-17	609-83	
64	-	Coronationville	Communal Hall	26. 6.1962	14,500-00	12,578-48	1,921-52	
65	2	Central Western Jabavu	760 Houses and Fences	31. 7.1962	288,800-00	275,065-00	13,735-00	
66	3	Central Western Jabavu Ext.	466 Houses and Fences	31. 7.1962	177,080-00	157,115-00	19,965-00	
67	4	Mofolo North	1274 Houses and Fences	31. 7.1962	484,120-00	437,152-00	46,968-00	
68	1	Moroka North	400 Houses	30.10.1962	134,500-00	129,452-00	5,048-00	
69	1	Moroka North	400 Houses - Fences	30.10.1962	12,000-00	9,560-00	2,440-00	
70	-	Dube	900 Houses	27.11.1962	424,709-28	425,348-66		639-38
71	-	Dube	900 Houses - Fences	27.11.1962	21,290-72	20,712-98	577-74	
72	-	Jabulani	Hostel	29. 1.1963	490,200-00	510,962-00		20,762-00
73	-	Nancefield	Hostel	29. 1.1963	520,178-00	411,650-00	108,528-00	
74	-	Dube	Hostel	29. 1.1963	612,158-00	469,341-00	142,817-00	
75	6	Tladi-Moletsane	1250 Houses	29. 1.1963	1,309-360-00	1,297,181-00	12,179-00	
76	5	Molapo	350 Houses and Fences	26. 3.1963	513,000-00	464,371-00	48,629-00	
77	-	Emdeni	1045 Houses	28. 6.1963	402,280-00	349,574-00	52,706-00	
78	7	Mofolo South	641 Houses	26.11.1963	244,810-00	215,831-00	28,979-00	
79	-	Orlando West	1000 Houses & Fences	28. 7.1964	598,322-00	549,320-00	49,002-00	
80	9	Zondi	875 Houses and Fences	26. 1.1965	297,500-00	341,908-00		44,408-00
81	11	Jabulani	1015 Houses & Fences	26. 1.1965	395,340-00	372,906-00	22,434-00	
82	12	Naledi	2054 Houses & Fences	26. 1.1965	829,570-00	717,383-00	112,187-00	
83	13	Zola	1367 Houses & Fences	26. 1.1965	526,950-00	467,617-00	58,343-00	
84	-	S.A. Areas	Public Conveniences	26.10.1965	3,570-00	3,022-03	547-97	
85	-	S.W. Areas	Offal Shops	26.10.1965	7,212-00	7,055-51	156-49	
86	-	Senaoane	Extensions - Admin Offices	26.10.1965	8,515-00	7,733-08	781-92	
87	-	Chiawelo Ext. 2	4 Shops	26.10.1965	9,400-00	9,387-73	12-27	
88	-	Jabulani	Jabulani Hostel	29. 3.1966	471,596-00	471,324-00	272-00	
89	17	Moroka	Houses and Fences	28. 6.1966	259,246-00	263,973-00		4,727-00
			Latrines	28. 6.1966	4,602-00	4,602-00		
			W.C. Fittings and Installations	28. 6.1966	15,954-00	14,782-00	1,172-00	
90	-	Orlando West	Communal Hall	26. 7.1966	15,000-00	13,694-17	1,305-83	
91	-	Jabulani	Beer Hall	26. 7.1966	72,000-00	57,197-35	14,802-65	
92	-	Site 2200 Dube	Bank	26. 7.1966	7,874-00	6,021-45	1,852-55	
93	-	Moroka	4 Shops	26. 7.1966	8,000-00	6,930-89	1,069-11	
94	-	Mofolo South	Low-Cost Housing Scheme for Bantu.	30. 8.1966	38,164-00	46,339-00		8,175-00
95	-	Various Townships	Schools, classrooms & Caretaker's cottages	27. 9.1966.	199,100-00	179,091-00	20,109-00	

HOUSING DIVISION.

SAVINGS AND EXCESSES ON COMPLETED PROJECTS SINCE THE INCEPTION OF THE DIVISION TO THE 30TH JUNE, 1967.

No.	Site & Service Scheme	Locality.	Type of Construction.	Vote Council Authority	Proportion of Vote Available.	Total Expenditure to 30/6/67.	Balance	
							Saving.	Excess.
96 97	-	Brought Forward			R21,515,417-26	R19,760,844-38	R2,028,981-85	R274,308-97
		Riverlea. Riverlea.	8 Experimental Houses 100 Houses.		R28,000-00 R470,000-00	R35,766-40 R406,147-13	R46,572-27	R7,766-40
					R22,013,417-26	R20,202,757-91	R2,075,554-12	R282,075-37

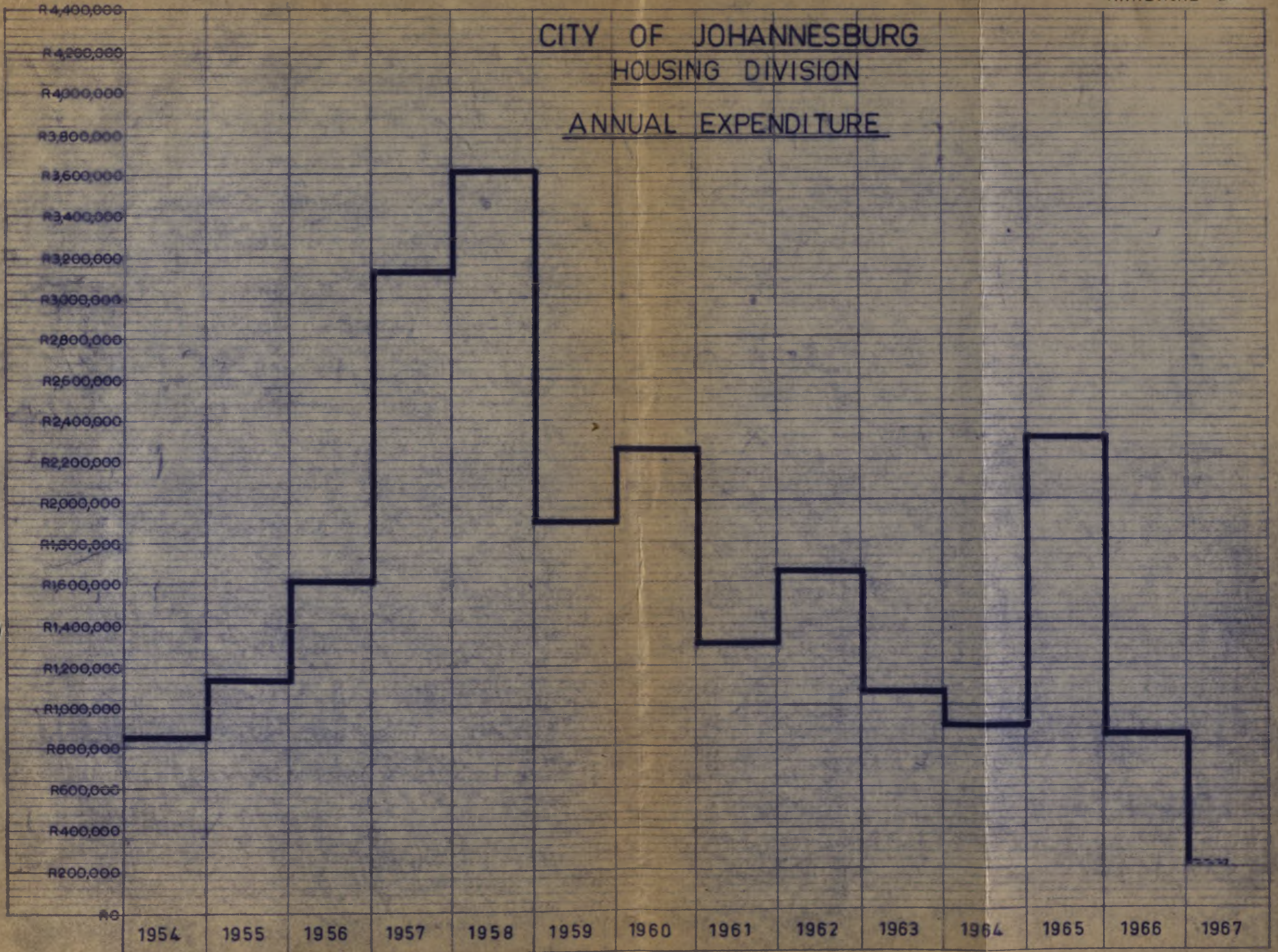
SAVINGS OVER EXCESSES.

Saving. R2,075,554-12

Excess. R282,075-37

R1,793,478-75

CITY OF JOHANNESBURG
HOUSING DIVISION
ANNUAL EXPENDITURE



MEMBERS OF THE NON-EUROPEAN AFFAIRS COMMITTEE.

ANNEXURE F.

1954/1955.

Councillor L.V. Hurd, J.P. (Chairman).
Councillor J. Klipin (Vice-Chairman).
Councillor E. Cuyler.
Councillor A. Gorshel.
Councillor R.N. Harvey.
Councillor J. Lewsen.
Councillor J.D. Opperman.
The Mayor Councillor G.J. Beckett.

1955/1956.

Councillor J.D.R. Opperman (Chairman to 1.5.56).
Councillor Dr. B. Wilson, M.P.C. (Vice-Chairman)
(Chairman from 4.5.56).
Councillor I.E.B. Attwell (Vice-Chairman from 11.7.56).
Councillor A.J. Cutten.
Councillor E. Cuyler, J.P.
Councillor H. Goldberg.
Councillor H. Miller, M.P.C.
Councillor Mrs. J. Sinclair.
The Mayor Councillor Leslie Hurd.

1956/1957.

Councillor H. Miller, M.P.C. (Chairman).
Councillor H. Goldberg (Vice-Chairman).
Councillor A.J. Cutten.
Councillor E. Cuyler, J.P.
Councillor Mrs. M.K. Mitchell.
Councillor Mrs. J. Sinclair (to 8.4.57).
Councillor Mrs. I.E. Turvey.
Councillor P.R.B. Lewis (from 29.5.57).
Councillor The Mayor Max Goodman.

1957/1958.

Councillor H. Miller, M.P.C. (Chairman to 13.3.1958).
Councillor P.R.B. Lewis (Chairman from 28.3.1958).
Councillor H. Goldberg (Vice-Chairman).
Councillor B.J. Burgers.
Councillor A.J. Cutten.
Councillor E. Cuyler, J.P.
Councillor H.B. Ismay.
Councillor R.H. Main.
Mayor Councillor T. Glyn Morris.

1958/1959.

Councillor P.R.B. Lewis (Chairman).
Councillor H. Goldberg (Vice-Chairman).
Councillor A.J. Cutten.
Councillor E. Cuyler, J.P.
Councillor H.B. Ismay.
Councillor D.J. Marais.
Councillor W.D.D. Ussher.
The Mayor Councillor I. Maltz.

1959/1960.

Councillor P.R.B. Lewis (Chairman).
Councillor H. Goldberg (Vice-Chairman).
Councillor W.C. Caldwell.
Councillor A.J. Cutten.
Councillor E. Cuyler, J.P.
Councillor H.B. Ismay.
Councillor C.J. Ross-Spencer.
Councillor A.R. Thorburn, J.P.
Councillor W.D.D. Ussher.
The Deputy Mayor.
The Mayor Councillor Alec Gorshel, M.P.C.

1960/1961.

Councillor P.R.B. Lewis (Chairman).
Councillor H.B. Ismay (Vice Chairman).
Councillor W.C. Caldwell.
Councillor E. Cuyler, J.P.
Councillor H.G. Maccarthy.
Councillor C.J. Ross-Spencer.
Councillor W.D.D. Ussher.
The Deputy Mayor Councillor K.G. Fleming.

1961/1962.

Councillor P.R.B. Lewis (Chairman).
Councillor H.B. Ismay (Deputy Chairman).
Councillor E. Cuyler, J.P.
Councillor L.V. Hurd, J.P.
Councillor H.G. Maccarthy.
Councillor I. Maltz.
Councillor M.K. Mitchell (Mrs).
Councillor C.J. Ross-Spencer.
Councillor W.D.D. Ussher.
Councillor B.J. Burgers.

1962/1963.

Councillor P.R.B. Lewis, M.P.C. (Chairman).
Councillor H.B. Ismay (Deputy Chairman).
Councillor I.E.B. Attwell.
Councillor E. Cuyler, J.P.
Councillor F.W. Fidler.
Councillor A. Morris.
Councillor S. Moss.
Councillor M.J. Powell.
Councillor C.J. Ross-Spencer.
Councillor C.P. Venter.

1963/1964.

Councillor P.R.B. Lewis, M.P.C. (Chairman).
Councillor H.B. Ismay (Deputy Chairman).
Councillor I.E.B. Attwell.
Councillor Dr. A.D. Bensusan.
Councillor E. Cuyler, J.P.
Councillor A. Jaffe.
Councillor A. Morris.
Councillor S. Moss.
Councillor C.J. Ross-Spencer.
Councillor C.P. Venter.

1964/1965.

Councillor The Mayor P.M. Roos (Chairman).
Councillor H.B. Ismay (Deputy Chairman).
Councillor I.E.B. Attwell.
Councillor Dr. A.D. Bensusan.
Councillor E. Cuyler, J.P.
Councillor H.F. Dennis.
Councillor Leslie V. Hurd, J.P.
Councillor the Deputy Mayor A. Jaffe.
Councillor S. Moss.
Councillor C.J. Ross-Spencer.
Councillor C.P. Venter.

1965/1966.

Councillor P.R.B. Lewis (Chairman).
Councillor H.B. Ismay.
Councillor I.E.B. Attwell.
Councillor Dr. A.D. Bensusan.
Councillor E. Cuyler, J.P.
Councillor H.F. Dennis.
Councillor Keith G. Fleming.
Councillor Leslie V. Hurd, J.P.
Councillor S. Moss.
Councillor C.P. Venter.

1966/1967.

Councillor P.R.B. Lewis (Chairman).
Councillor H.B. Ismay.
Councillor I.E.B. Attwell.
Councillor Dr. A.D. Bensusan.
Councillor E. Cuyler, J.P., M.P.C.
Councillor H.F. Dennis.
Councillor Leslie V. Hurd, J.P.
Councillor Keith G. Fleming.
Councillor S. Moss.
Councillor C.P. Venter.

1967/1968.

Councillor P.R.B. Lewis (Chairman).
Councillor H.B. Ismay (Deputy Chairman).
Councillor I.E.B. Attwell.
Councillor J.S.J. Burger.
Councillor E. Cuyler, J.P., M.P.C.
Councillor H.F. Dennis.
Councillor D. Mahony.
Councillor S. Moss.
Councillor I. Schlapobersky.
Councillor C.P. Venter.

FIGURES OF INTEREST (JUNE 1968)

Total Bantu population of Johannesburg: 673,639
(Includes mines, Council controlled areas and Bantu Resettlement Board Areas).

The townships: Population: 396,865 (Council controlled areas)

Area: Approximately 26 square miles

Townships: 21

Total Houses: 65,074


Hostels: 9. Population: 28,311

Administration: Offices: 11

Education: Attendance: 94,444.

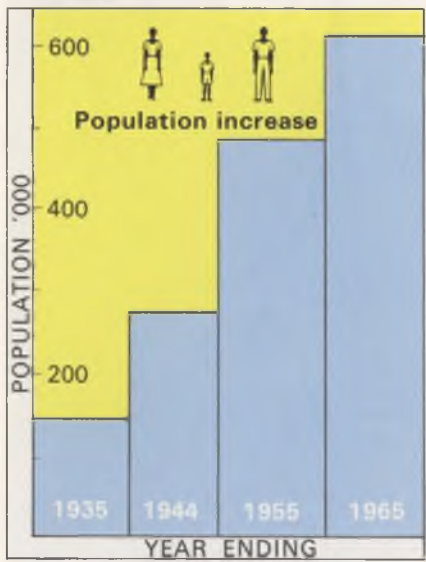
Schools	Lower Primary	Higher Primary	Lower Primary and Higher Primary (Dual)	Secondary	High	Technical
No.	77	31	10	1	6	2

**Increase in the number of houses
in Council controlled areas,
1935-1965**



1970:

Population growth—areas under Council and Bantu Re-settlement Board control, 1935-1965



Houses 65,958

Population 675,708

BIERVOORRAAD BUIITEVERKOPE
OFF SALES BEER SUPPLY

DUBEBIBLIOTEEK
DUBE LIBRARY

KLIPSPRUITCRECHES
CRECHES KLIPSPRUIT

WINKELS : CHIAWELO-UITBREIDING
SHOPS CHIAWELO EXTENSION


RESTOURANT OPPENHEIMERTORING
RESTAURANT OPPENHEIMER TOWER

NALEDISAAL
NALEDI HALL

HERBOUING VAN HUISE TIPE 51/9 HIERBO EN TIPE 51/6 HIERONDER
HOUSE RECONSTRUCTION FROM TYPE 51/9 ABOVE AND TYPE 51/6 BELOW

DUBBELVERDIEPING PROEFWOONSTELLE
EXPERIMENTAL DOUBLE STOREY FLATS


SOWETO is composed of 21 townships; it has the dimensions and population of a widespread city. It covers 21 square miles. The townships (similar to suburbs) have picturesque and typically euphonious Bantu names.




From 1953 to 1963
Bantu Population increased from 208,000 to 361,000



From 1953 to 1963
40,800 Bantu Houses have been built bringing the total number to 60,000



RAILWAY TRANSPORTATION. Two railway lines provide transport for nearly 154,000 daily commuters. Monthly tickets cost between R1.72 and R2.50. During peak periods trains run every 4 minutes.



BUS SERVICES. Internal feeder bus services operate within Soweto and between Soweto and Baragwanath Hospital (the Bantu hospital on the Southern fringe of Soweto).

Collection Number: A1434

Colin Goodman Papers, 1930-1972

PUBLISHER:

Publisher:- Historical Papers Research Archive

Location:- Johannesburg

©2014

LEGAL NOTICES:

Copyright Notice: All materials on the Historical Papers website are protected by South African copyright law and may not be reproduced, distributed, transmitted, displayed, or otherwise published in any format, without the prior written permission of the copyright owner.

Disclaimer and Terms of Use: Provided that you maintain all copyright and other notices contained therein, you may download material (one machine readable copy and one print copy per page) for your personal and/or educational non-commercial use only.

People using these records relating to the archives of Historical Papers, The Library, University of the Witwatersrand, Johannesburg, are reminded that such records sometimes contain material which is uncorroborated, inaccurate, distorted or untrue. While these digital records are true facsimiles of paper documents and the information contained herein is obtained from sources believed to be accurate and reliable, Historical Papers, University of the Witwatersrand has not independently verified their content. Consequently, the University is not responsible for any errors or omissions and excludes any and all liability for any errors in or omissions from the information on the website or any related information on third party websites accessible from this website.

This document is part of a collection held at the Historical Papers Research Archive, The Library, University of the Witwatersrand, Johannesburg, South Africa.